



NEHRU COLLEGE OF ENGINEERING AND RESEARCH CENTRE
(NAAC 'A' Accredited & ISO 9001:2015 Certified Institution)
(Approved by AICTE, Affiliated to APJ Abdul Kalam Technological University, Kerala)



6.4.3. Institutional strategies for mobilization of funds and the optimal utilization of resources

S.No	Description	Page No.
1	Income & Expenditure Account	2
2	Balance Sheet	7



13
PRINCIPAL
Nehru College of Engineering and
Research Centre (Autonomous)
Nila Gardens, Pampady
Thiruvilwamala, Thrissur - 680588

**NEHRU COLLEGE OF ENGINEERING AND RESEARCH CENTRE, KERALA
INCOME & EXPENDITURE ACCOUNT**





Particulars	Schedule	Year ended	
		31.3.2023	31.3.2022
		₹	₹
INCOME			
(a) Fees Received		8,49,53,410	7,37,82,165
(b) Other Income	8	1,35,63,875	92,80,238
(c) Interest Received		1,26,082	64,100
A Total Income (a to c)		9,86,43,367	8,31,26,503
EXPENSES			
(a) Employees Benefits	9	5,31,00,325	4,72,70,585
(b) Students Welfare	10	2,01,11,068	1,30,09,307
(c) Repairs & Maintenance	11	1,04,70,233	1,63,93,913
(d) Advertisement		38,242	24,780
(e) Printing and Stationery		24,38,717	23,12,405
(f) Power and Fuel	12	30,10,320	22,10,527
(g) Application and Affiliation Fees	13	15,41,490	45,44,130
(h) Communication Expenses		12,49,290	12,56,570
(i) Subscription and Periodicals		17,41,714	9,53,048
(j) General Expenses	14	56,60,847	52,45,939
(k) Interest and Bank Charges	15	14,422	36,772
(l) Depreciation		1,13,67,584	1,11,84,766
B Total Expenditure (a to l)		11,07,44,252	10,44,42,742
EXCESS OF EXPENDITURE OVER INCOME(A-B)		(1,21,00,885)	(2,13,16,239)

As per our report of even date annexed

For Bindu Suresh Kumar & Associates

For and on behalf of the Trust


Chartered Accountants

 	 Managing Trustee
E. Suresh Kumar Partner M.No: 055395	
Place: Coimbatore Date: 26-08-2023	 Trustee



103 **PRINCIPAL** Nehru College of Engineering and Research Centre (Autonomous) Nila Gardens, Pampady Thiruvilwamala, Thrissur - 680598
103 **PRINCIPAL** Nehru College of Engineering and Research Centre (Autonomous) Nila Gardens, Pampady Thiruvilwamala, Thrissur - 680598

NEHRU COLLEGE OF ENGINEERING AND RESEARCH CENTRE, KERALA			
SCHEDULES ANNEXED TO BALANCE SHEET			
Particulars		As at	
		31.3.2023	31.3.2022
		₹	₹
Schedule - 1			
CAPITAL			
(a)	Opening balance	1,10,84,13,198	1,12,97,29,437
	Less: Excess of Expenditure over Income	(1,21,00,885)	(2,13,16,239)
	Total	1,09,63,12,313	1,10,84,13,198
Schedule - 2			
(a)	SUNDRY CREDITORS	36,88,484	77,80,484
Schedule - 3			
OTHER LIABILITIES			
Expenses Payable			
(a)	Salary Payable	36,71,389	35,32,262
(b)	EPF Contribution Payable	2,42,026	2,16,239
(c)	ESI Contribution Payable	47,148	37,091
(d)	Electricity Payable	5,10,265	4,01,138
Other Refundable Liability			
(a)	Caution Deposit	1,02,47,695	97,71,695
(b)	EMD & Retention	71,516	1,49,516
(c)	Other Liabilities	9,06,061	17,82,475
(d)	Canteen Deposit	1,00,000	-
	Total	1,57,96,100	1,58,90,416
Schedule - 4			
FIXED ASSETS			
(a)	Gross Block	10,04,16,425	10,62,52,173
	Less : Depreciation	1,13,67,584	1,11,84,766
	Total	8,90,48,841	9,50,67,407
Schedule - 5			
SUNDRY DEBTORS			
(a)	Fees Receivable	1,42,86,304	1,53,65,388
(b)	Core Integra Consulting Services Pvt.Ltd.	24,988	11,559
(c)	Sidra Tech Solutions, Kalpetta, Kerala	-	8,496
(d)	Conferas Infotech LLP, New Delhi	1,918	-
(e)	Rent Receivable	38,940	-
	Total	1,43,52,150	1,53,85,443

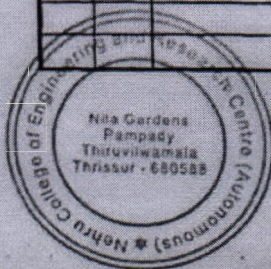


13
PRINCIPAL
 Nehru College of Engineering and
 Research Centre (Autonomous)
 Nila Gardens, Pampady,
 Thiruvilwamala, Thrissur - 680560

13
PRINCIPAL
 Nehru College of Engineering and
 Research Centre (Autonomous)
 Nila Gardens, Pampady,
 Thiruvilwamala, Thrissur - 680560

**NEHRU COLLEGE OF ENGINEERING AND RESEARCH CENTRE, KERALA
SCHEDULES ANNEXED TO INCOME & EXPENDITURE**

Particulars	Year ended	
	31.3.2023	31.3.2022
	₹	₹
Schedule - 8		
OTHER INCOME		
(a) Hostel Fee	59,51,541	31,81,330
(b) Bus Fee	73,75,403	59,88,813
(c) Creditors Written Off	989	-
(d) Technical Service	2,35,942	1,10,095
Total	1,35,63,875	92,80,238
Schedule - 9		
EMPLOYEES BENEFITS		
(a) Salary	4,93,68,025	4,51,55,248
(b) EPF Contribution	14,25,824	12,39,030
(c) ESI Contribution	4,25,981	3,15,351
(d) Gratuity	13,53,854	4,99,854
(e) Staff welfare Expenses	5,26,641	61,102
Total	5,31,00,325	4,72,70,585
Schedule - 10		
STUDENTS WELFARE		
(a) Seminars and Festival Expenses	2,32,689	3,02,911
(b) Placement Expenses	71,623	12,350
(c) Students Transportation	81,60,569	54,46,520
(d) Merit Scholarship A/c	32,24,100	33,31,000
(e) Mess Expenses	44,28,236	20,52,874
(f) Other Welfare Expenses	33,88,472	13,00,936
(g) Sports Expenses	1,06,387	62,138
(h) Training Programme	3,82,000	1,26,000
(i) Student Insurance	1,14,442	82,987
(j) Fees Concession	2,550	2,91,591
Total	2,01,11,068	1,30,09,307




13 **PRINCIPAL**
 Nehru College of Engineering and
 Research Centre (Autonomous)
 Nila Gardens, Pampady
 Thrissur - 680588

13 **PRINCIPAL**
 Nehru College of Engineering and
 Research Centre (Autonomous)
 Nila Gardens, Pampady
 Thrissur - 680588

**NEHRU COLLEGE OF ENGINEERING AND RESEARCH CENTRE, KERALA
SCHEDULES ANNEXED TO INCOME & EXPENDITURE**

Particulars	Year ended	
	31.3.2023	31.3.2022
	₹	₹
Schedule - 11		
REPAIRS AND MAINTENANCE		
(a) AMC Charges	3,90,038	3,52,461
(b) Garden Maintenance	10,07,271	9,32,794
(k) Generator Maintenance	30,282	-
(h) House Keeping	18,22,845	19,23,061
(c) Vehicle Maintenance	3,90,789	2,13,970
(d) Other Maintenance	-	6,48,721
(g) Computer Maintenance	5,39,741	3,19,513
(f) Building Maintenance	33,45,567	1,18,27,074
(i) Water Expenses	2,72,816	71,983
(j) Electrical Maintenance	2,35,811	-
(e) STP Maintenance	9,52,498	1,04,336
(l) Machinery Maintenance	14,82,575	-
Total	1,04,70,233	1,63,93,913
Schedule - 12		
POWER AND FUEL		
(a) Electricity / HT Charges	26,80,320	17,35,033
(b) Generator Fuel Expenses	3,30,000	4,75,494
Total	30,10,320	22,10,527
Schedule - 13		
APPLICATION AND AFFILIATION FEE		
(a) University Affiliation Fee	10,54,000	42,74,200
(b) AICTE Fee	3,60,000	2,45,000
(c) Registration & Member ship Fees	1,27,490	24,930
Total	15,41,490	45,44,130




PRINCIPAL
Nehru College of Engineering and
Research Centre (Autonomous)
Nile Gardens, Pampady
Thiruvilwamala, Thrissur - 680588



PRINCIPAL
Nehru College of Engineering and
Research Centre (Autonomous)
Nile Gardens, Pampady
Thiruvilwamala, Thrissur - 680588

**NEHRU COLLEGE OF ENGINEERING AND RESEARCH CENTRE, KERALA
SCHEDULES ANNEXED TO INCOME & EXPENDITURE**

Particulars	Year ended	
	31.3.2023	31.3.2022
	₹	₹
Schedule - 14		
GENERAL EXPENSES		
(a) Office and Other Expenses	9,75,464	7,81,993
(b) Travelling and Conveyance	8,29,879	6,87,223
(c) Security Charges	17,52,859	16,84,450
(d) Consultancy Charges	3,55,000	27,700
(e) Charity and Donation	18,750	1,17,000
(f) Insurance Paid	6,01,522	7,18,526
(g) Rent paid	3,23,364	3,73,912
(h) Lab & Consumables	2,50,320	26,730
(i) Rates and Taxes	1,38,675	1,33,915
(j) ISO Expenses	-	63,720
(k) Other Interest	2,214	4,444
(l) NAAC /NBA Accreditation Expenses	4,12,800	6,26,326
(m) Legal Fee	-	-
Total	56,60,847	52,45,939
Schedule - 15		
INTEREST AND BANK CHARGES		
(a) Bank Charges	14,422	36,772
Total	14,422	36,772



19

PRINCIPAL
Nehru College of Engineering and
Research Centre (Autonomous)
Nila Gardens, Pampady
Thrissur - 680588



19


PRINCIPAL
Nehru College of Engineering and
Research Centre (Autonomous)
Nila Gardens, Pampady
Thrissur - 680588


**NEHRU COLLEGE OF ENGINEERING AND RESEARCH CENTRE, KERALA
BALANCE SHEET**

Particulars	Schedule	As at	
		31.3.2023	31.3.2022
		₹	₹
1 SOURCE OF FUNDS			
[1] CAPITAL			
(a) Capital	1	1,09,63,12,313	1,10,84,13,198
[2] CURRENT LIABILITIES			
(a) Sundry Creditors	2	36,88,484	77,80,484
(b) Other Liabilities	3	1,57,96,100	1,58,90,416
		1,94,84,584	2,36,70,900
Total		1,11,57,96,897	1,13,20,84,098
2 APPLICATION OF FUNDS			
[1] FIXED ASSETS	4	8,90,48,841	9,50,67,407
[2] TRUST ACCOUNT		1,00,76,28,849	1,01,40,49,623
[3] CURRENT ASSETS			
(a) Sundry Debtors	5	1,43,52,150	1,53,85,443
(b) Cash & Bank Balances	6	16,38,890	43,21,353
(c) Deposits, Loans and Advances	7	31,28,167	32,60,272
		1,91,19,207	2,29,67,068
Total		1,11,57,96,897	1,13,20,84,098


As per our report of even date annexed
For Bindu Suresh Kumar & Associates
Chartered Accountants

For and on behalf of the Trust



 Bindu Suresh Kumar & Associates
 Chartered Accountants
 FRN : 008152S
 COIMBATORE



 Managing Trustee


E. Sureshkumar
Partner M.No: 055395



 Trustee

Place: Coimbatore
Date : 28-08-2023


PRINCIPAL
 Nehru College of Engineering and
 Research Centre (Autonomous)
 NHA Gardens, Pampady
 Thiruvilwamala, Thrissur - 680568


 Nehru College of Engineering and
 Research Centre (Autonomous)
 NHA Gardens, Pampady
 Thiruvilwamala, Thrissur - 680568


 Nehru College of Engineering and
 Research Centre (Autonomous)
 NHA Gardens, Pampady
 Thiruvilwamala, Thrissur - 680568


PRINCIPAL
 Nehru College of Engineering and
 Research Centre (Autonomous)
 NHA Gardens, Pampady
 Thiruvilwamala, Thrissur - 680568




Thiruvillamala, Thrissur - 680688
PRINCIPAL
 Nehru College of Engineering and Research Centre (Autonomous)
 Nua Gardens, Pamphady

183

NEHRU COLLEGE OF ENGINEERING AND RESEARCH CENTRE
SCHEDULE - 4 - FIXED ASSETS AS ON 31.03.2023

SL NO	ASSETS	WDV AS ON 31.3.2022		ADDITIONS		DEDUCTIONS	TOTAL	RATR	DEPRECIATION		WDV AS ON 31.3.2023
		WDV AS ON 31.3.2022	ADD UPTO SEP	AFTER SEP	UPTO SEP				AFTER SEP	TOTAL	
1	LAND	38,67,480	-	-	-	-	38,67,480	-	-	-	38,67,480
	TOTAL [A]	38,67,480	-	-	-	-	38,67,480	-	-	-	38,67,480
2	BUILDINGS	4,04,16,289	-	7,15,696	-	-	4,11,32,085	10%	40,41,639	35,785	3,70,54,661
	BUILDING-NCERC	72,30,706	-	-	-	-	72,30,706	10%	7,23,071	-	65,07,635
	BUILDING-NCERC-Q.H	6,51,357	-	-	-	-	6,51,357	10%	65,136	-	5,86,221
	ROAD	4,82,594,452	-	7,15,696	-	-	4,90,14,148	-	48,29,846	35,785	4,41,48,517
	TOTAL [B]	12,93,171	-	7,15,696	-	-	12,93,171	10%	1,29,317	-	11,63,854
3	AIR CONDITIONER	2,30,655	-	-	-	-	2,30,655	10%	23,066	-	2,07,589
4	BIOGAS PLANT	10,90,409	-	-	-	-	10,90,409	10%	1,09,041	-	9,81,368
5	CAMERA/OCTV SYSTEMS	29,180	-	-	-	-	29,180	10%	2,918	-	26,262
6	CASH COUNTING MACHINE	19,67,771	-	-	-	-	19,67,771	10%	1,96,777	-	17,70,994
7	ELECTRICAL FITTINGS	4,72,841	-	5,71,946	-	-	10,44,787	10%	47,284	28,597	9,68,906
8	EPABX	7,74,733	-	-	-	-	7,74,733	10%	77,473	-	7,74,733
9	FIRE AND SAFETY EQUIPMENTS	86,24,818	5,03,000	1,22,550	-	-	92,50,368	10%	9,12,782	6,128	83,31,458
10	FURNITURE	43,724	-	-	-	-	43,724	10%	4,372	-	39,352
11	GAS FITTING	46,69,711	10,856	75,803	-	-	47,46,370	10%	4,66,057	3,790	42,66,523
12	LAB EQUIPMENTS	90,92,205	-	1,10,216	-	-	92,02,421	10%	9,09,221	5,511	82,87,689
13	LIBRARY BOOKS	1,91,507	-	-	-	-	1,91,507	10%	19,151	-	1,72,356
14	LIFT SYSTEM	14,63,767	6,90,000	1,50,000	-	-	23,03,767	10%	2,15,377	7,500	20,80,890
15	LCD PROJECTOR	14,03,963	-	-	-	-	14,03,963	10%	1,40,396	-	12,63,567
16	OFFICE EQUIPMENTS	2,03,642	-	2,950	-	-	2,06,592	10%	20,364	148	1,86,080
17	PA SYSTEMS	1,16,581	-	-	-	-	1,16,581	10%	11,658	-	1,04,923
18	TRANSFORMER	2,06,111	-	-	-	-	2,06,111	10%	20,611	-	1,85,500
19	TV(LCD)	3,63,750	55,460	-	-	-	4,19,210	10%	41,921	-	3,77,289
20	WATER COOLER	1,43,045	-	19,499	-	-	1,62,544	10%	14,305	975	1,47,264
21	WATER PURIFIERS	2,70,466	1,44,999	-	-	-	4,15,465	10%	41,547	-	3,73,918
22	XEROX MACHINE	36,92,792	-	-	-	-	36,92,792	10%	3,69,279	-	33,23,513
23	WATER TREATMENT PLANT	3,65,24,842	14,04,315	10,52,944	-	-	3,89,82,121	-	37,92,917	52,649	3,51,36,555
	TOTAL [C]	5,18,628	-	-	-	-	5,18,628	15%	77,794	-	4,40,834
24	GENERATOR	3,84,210	-	-	-	-	3,84,210	15%	57,632	-	3,26,578
25	MACHINERY AND TOOLS	20,07,529	-	-	-	10,00,000	10,07,529	15%	1,51,129	-	8,56,400
26	MOTOR VEHICLE	2,42,682	-	46,300	-	-	2,88,982	15%	38,615	3,473	2,50,367
27	PRINTER	4,70,853	-	2,86,464	-	60,000,00	6,97,317	15%	61,628	21,483	6,14,204
28	UPS	36,23,902	14,750	3,32,764	-	10,60,000	29,11,416	-	3,06,798	24,958	2,99,660
	TOTAL [D]	27,52,731	28,29,163	59,366	-	-	56,41,260	40%	22,32,758	11,873	33,96,629
29	COMPUTER	27,52,731	28,29,163	59,366	-	-	56,41,260	40%	22,32,758	11,873	33,96,629
	TOTAL [E]	27,52,731	28,29,163	59,366	-	-	56,41,260	-	22,32,758	11,873	33,96,629
	TOTAL [A TO E]	9,50,67,407	42,48,218	21,69,796	19,20,000	-	1,04,16,425	-	1,12,02,319	1,25,365	1,13,67,584



PRINCIPAL
 Nehru College of Engineering and Research Centre (Autonomous)
 Nua Gardens, Pamphady
 Thiruvillamala, Thrissur - 680688

**NEHRU COLLEGE OF ENGINEERING AND RESEARCH CENTRE, KERALA
SCHEDULES ANNEXED TO BALANCE SHEET**

Particulars	As at	
	31.3.2023	31.3.2022
	₹	₹
Schedule - 6		
CASH & BANK BALANCES		
(a) Cash in Hand	1,36,304	5,32,691
In Savings Account		
(b) CSB Pampady	68,488	67,131
(c) Dhanlaxmi Bank-168727	36,183	17,36,666
(d) HDFC Bank-77820	1,91,783	15,76,440
(e) HDFC Bank-71961-EDC	1,93,027	1,87,975
(f) Axis Bank-34946	2,60,825	-
(g) HDFC Bank -82231(IEEE Student)	14,758	-
(h) HDFC Bank -7886(NCERC MODROB)	5,641	-
(i) HDFC Bank -3062(NCERC ARTS)	51,300	-
(j) HDFC Bank -86476(NCERC Sports)	4,200	-
In Current Account		
(f) State Bank Of India-Ottapalam,NSS	6,831	1,66,207
(g) State Bank Of India-Ottapalam	-	-
(h) State Bank Of India-Ottapalam[Sc/Oec]	6,64,443	49,135
(i) South Indian Bank-Thiruvilwamala-Anti Drug	5,108	5,108
Total	16,38,890	43,21,353
Schedule - 7		
DEPOSITS, LOANS AND ADVANCES		
(a) Prepaid Expenses	10,25,208	1,22,310
(b) Salary Advance	1,87,500	1,68,000
Advances to Suppliers		
(c) NSS Account	34,791	3,220
(d) Advance to Creditors	32,138	21,26,212
Security Deposit		
(e) Gas Deposit	4,000	4,000
(f) Electricity/ HT Deposit	8,36,530	8,36,530
(g) Security Deposit[HDFC FDR KTU]	10,00,000	-
(h) Security Deposit (Southern Agency)	8,000	-
Total	31,28,167	32,60,272



13
PRINCIPAL
Nehru College of Engineering and Research Centre (Autonomous)
Nila Gardens, Pampady
Thiruvilwamala, Thrissur - 680588

13
PRINCIPAL
Nehru College of Engineering and Research Centre (Autonomous)
Nila Gardens, Pampady
Thiruvilwamala, Thrissur - 680588